


# Continuous diffusion grilles

Type DG / DGL



**TROX**® **TECHNIK**



TROX HESCO Schweiz AG  
Walderstrasse 125  
Postfach 455  
CH - 8630 Rüti /ZH

Tel. +41 (0)55 250 71 11  
Fax +41 (0)55 250 73 10  
[www.troxhesco.ch](http://www.troxhesco.ch)  
[info@troxhesco.ch](mailto:info@troxhesco.ch)

# Contents · Application · Realisation · Dimensions

## Contents

Application · Realisation · Dimensions	2
Dimensions · Installation	3
Order details	4

## Application

The continuous diffusion grilles can be used as supply or exhaust air grilles and look very attractive. They can be inserted in ceilings or walls and integrate themselves in any kind of rooms.

## Realisation

The continuous diffusion grilles have an effective free surface of 77% and will be delivered in sections.

### DG1 + DGL1

Individually adjustable vertical and horizontal blades, angular frame with screwless attachment and foam gasket, steel plastic coated, color white RAL 9010 or aluminium, colorless anodized (DGL 1).

### DG3 + DGL3

Individually adjustable vertical blades, angular frame with screwless attachment and foam gasket, steel powder coated, color white RAL 9010 or aluminium, colorless anodized (DGL 3).

### DG5P + DGL5P

Same grille as DG 1/DGL 1, with aluminium volume control unit mounted on rear side comprising a flap casing and flap.

### DG6 + DGL6

Same grille as DG 1/DGL 1, with opposed blade damper, volume control unit mounted on rear side made of galvanized steel sheet metal, blades of extruded aluminium.

### DG8 + DGL8

Same grille as DG 3/DGL 3, with opposed blade damper, volume control unit mounted on rear side made of galvanized steel sheet metal, blades of extruded aluminium.

### MR

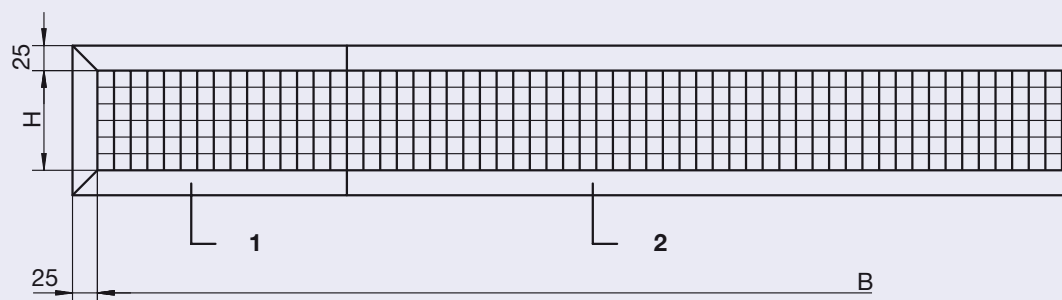
Masonry frame of galvanized steel, with distance brackets.

### DGX (Inox)

On request

## Dimensions

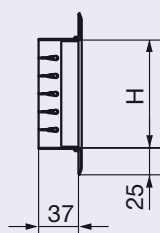
### View of the grille



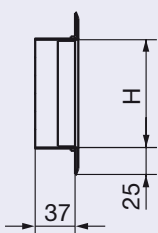
- 1 end unit
- 2 intermediate unit

### Sections of the grilles

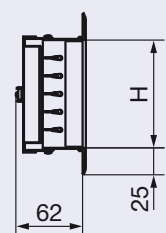
#### DG1 / DGL1



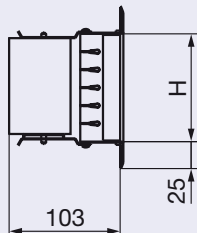
#### DG3 / DGL3



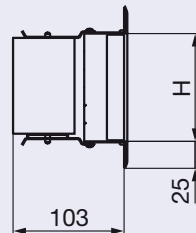
#### DG5P / DGL5P



#### DG6 / DGL6



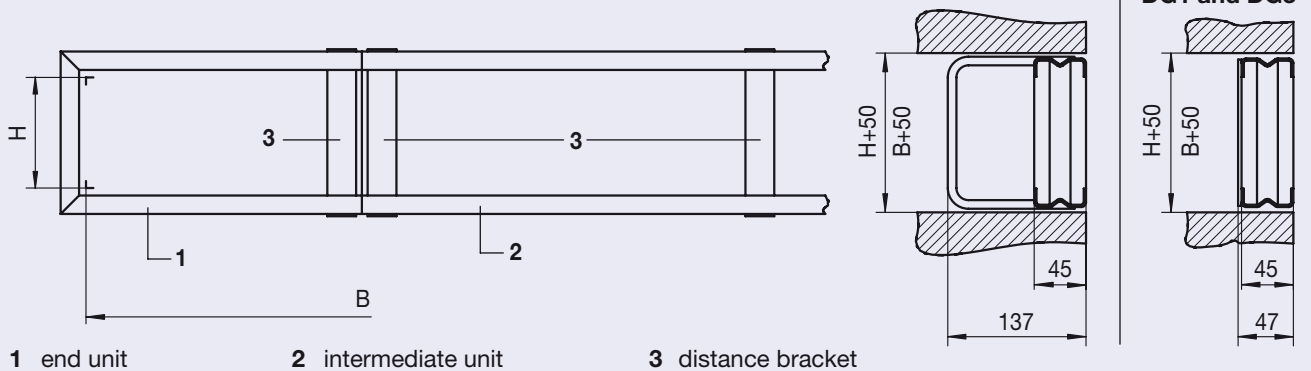
#### DG8 / DGL8



The duct openings for mounting **without** masonry frame are:  $(B + 15 \text{ mm}) \times (H + 10 \text{ mm})$ .

# Dimensions · Installation


## Masonry frame reinforced for standardized continuous diffusion grilles



H [mm]	Type				
	DG1 / DGL1	DG3 / DGL3	DG5P / DGL5P	DG6 / DGL6	DG8 / DGL8
50	x	x	x	x	x
100	x	x	x	x	x
150	x	x	x	x	x
200	x	x	x	x	x
250	x	x	x	x	x
300	x	x		x	x

## Installation

End and intermediate grilles are joined by means of a coupling lamina. The joints are visible after mounting.

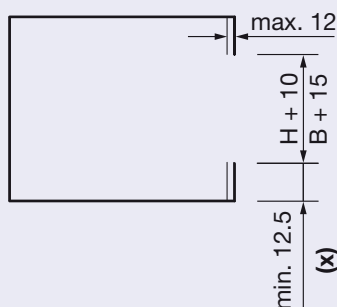


Installation of standardized continuous diffusion grilles is very simple since they are equipped with a screwless, invisible attachment system.

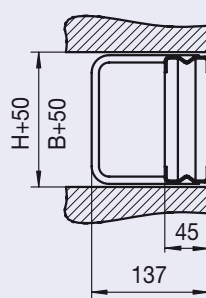
Installation instructions see prospectus L-02-1-31e

No masonry frame is required for sheet-metal, wood, or eternite ducts up to a wall thickness of 12 mm. Brick, concrete, or plaster ducts require a masonry frame. If grilles are fitted into duct connectors, the connectors should be provided with an inward bend of 12,5 mm on both longitudinal sides.

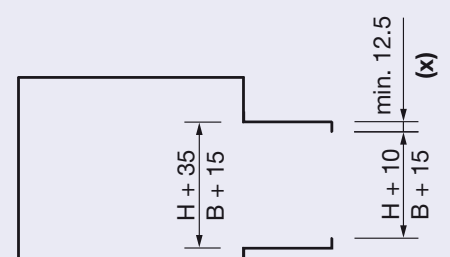
## Duct mounting



## Masonry frame mounting



## Duct connector mounting

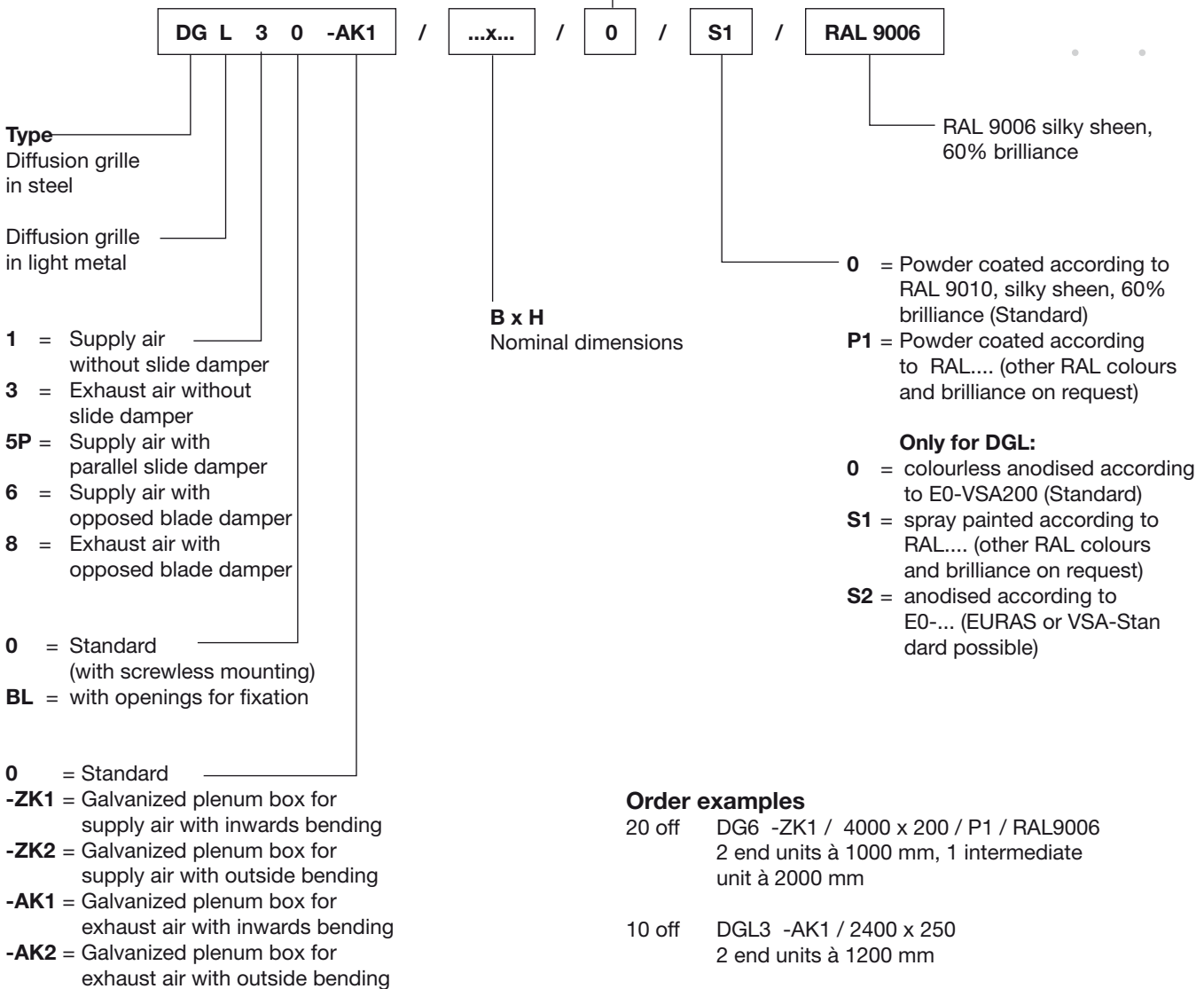


(x) This dimension **has** to be kept absolutely!

# Order details

## Order codes

No details for standard products



## Text for tendering purposes

TROX HESCO standardized continuous diffusion grilles for supply or exhaust air, with individually adjustable vertical and horizontal blades. With/without mounted volume control unit: suitable for mounting in ceilings, walls or sills. Angular frame with screwless attachment and foam gasket (see prospectus L-02-1-10e).

## Material

### Steel

Blades, angular frame powder coated RAL 9010, silky sheen, 60% brilliance, volume control of steel and aluminium.

### Aluminium

Blades, angular frame of colorless anodized aluminium, volume control of aluminium.

### Stainless steel

On request.